

NEWSBEAT

MAGAZINE

THE CITY OF WARREN

WINTER 2020

Warren Snow Alerts

SIDEWALK SNOW
REMOVAL POLICY

**FREE
COVID-19 TESTING**
AT WARREN CITY HALL




The City of Warren adheres to the guidelines set by the Michigan Department of Health and Human Services (MDHHS). For information and resources on COVID-19, please go to www.cityofwarren.org.

contents:

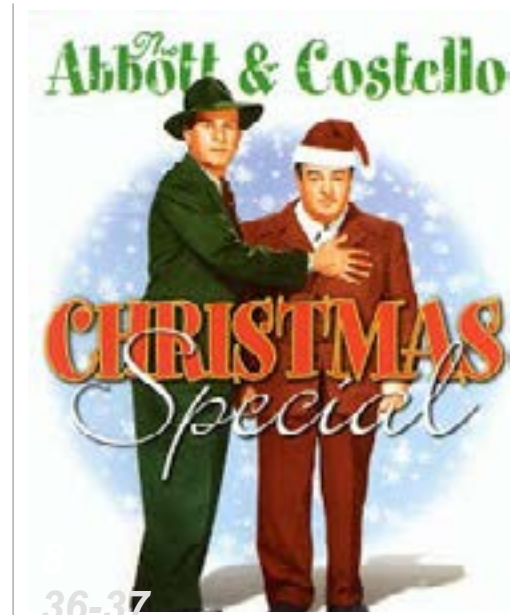


AROUND TOWN

CITY HALL HOURS 2
 HOLIDAY GIVING 4
 MAYOR'S CORNER 5
 COVID-19 TESTING 6-7
 SNOW ALERT 8-9
 9 MILE CLOSURE 10
 CONSTRUCTION ALERT 11
 FROZEN PIPES 13
 WRAP 14-15
 BUYING A TREE 16-17
 DECORATING CONTEST 18-19
 FIRE SAFETY TIPS 20
 HISTORICAL PICTURES 22-23



8



PARKS AND RECREATION

WARREN COMMUNITY CENTER 25



27

LIBRARY

COMPUTER CLASSES 26
 ADULT PROGRAMS 27
 TEEN PROGRAMS 28
 CHILDREN'S PROGRAMS 29-30
 STORYTIME 31
 BOOK CLUBS 31



38

BEST OF WARREN

FAMILIES AGAINST NARCOTICS 32
 RETURN TO WORK TESTING 33
 DON'T DRINK AND DRIVE 34
 HOLIDAY RECIPE 35
 HOLIDAY CLASSICS TV 36-37
 BELL RINGERS 38
 WARREN PARKS 39
 COVID-19 SAFETY TIPS 40-41
 LITTLE ANTI-RACIST LIBRARY 42
 ELECTED OFFICIALS 44
 PHONE DIRECTORY 44



The Newsbeat is a publication of the City of Warren Communications, Library and Parks & Recreation Departments.

Parks & Recreation Dept.
 Dino Turcato - Director
 586.268.8400

Communications Dept.
 Clarissa Cayton - Director
 586.258.2000

Production Staff
 Joann Beste
 Lori Irla
 Sharon Lindsay

Contributing Photographer
 Tracy Jarrett

Library
 Oksana Urban - Director
 586.574.4564

This year due to COVID-19, more people than ever in our community are struggling to make ends meet. The Angel Tree program of The Salvation Army Warren Corps and Community Center helps local families in need by providing new toys to over 1,500 children each year.

We believe every child should experience the joy of receiving a present on Christmas despite their families circumstances.

Can you help #RESCUE CHRISTMAS for a local family in need?

Warren Corps & Community Center, 24140 Mound Rd, Warren, MI 48091

Christmas Program Coordinator: Wendie Previdi

586-754-7400 Ext. 105

wendie.previdi@usc.salvationarmy.org



BEHIND THE MOST GOOD



SHOP ONLINE TO DONATE GIFTS FROM OUR WALMART REGISTRY

<https://tinyurl.com/walmartangeltreewarrenmi>

Shop safely from home and ship your donated toys directly to the Warren Corps.

Use the link above to find our toy registry at Walmart.com. After you select and pay for your toys, they will be automatically shipped to our Warren Corps. We will then match your gifts with Angels who are waiting to be adopted through our program. **Due to COVID-19 this is the safest and easiest way to donate a toy for an Angel in our program.**



You are welcome to drop your new, unwrapped toy donation at our Warren Corps, 24140 Mound Rd. or find one of our community collection locations.

WARREN CORPS ANGEL TREE DONOR DROP OFF LOCATIONS

<https://tinyurl.com/angeltreewarrenmicorps>

Find a list of our Angel Tree toy collection locations on our website. Local businesses, churches, and community centers collect toys to support our local families in need. You can drop off your new, unwrapped toys at the Warren Corps or any of our Angel Tree collection sites. Please wear a mask and social distance when dropping off your donations.



WARREN CORPS ANGEL ADOPTION WEBSITE

<https://tinyurl.com/adoptsaangelswarrenmicorps>

Our adoptable Angels are listed on our adoption website. The Angels are local children who's families need help this year to provide a Christmas present for their child. Want to adopt a specific age or gender Angel? Or fill a specific wish? Search our website for adoptable Angels and their wish list. Select your Angel on the website and follow instructions online to adopt. After adopting, you receive an email with instructions on how and when you can safely drop your gift off to the Warren Corps.


CHRISTMAS ASSISTANCE APPLICATIONS FOR THOSE IN NEED

<https://saangeltree.org/>

Know a family in need of Christmas Assistance this year? Applications for assistance are taken online.



The parent/legal guardian must apply for the household. Assistance is for families with children age 14 years old or younger. We also offer assistance to senior households age 55 and older. Apply online at saangeltree.org. Applications are reviewed within one week. Once the application is approved, the applicant will get an appointment date and time, via email, to attend our drive through distribution in December. Gifts will be pre-selected for the child and placed in a Santa bag for the family household. The applicant will receive their family Santa bag in the trunk of their vehicle during their drive thru distribution appointment. Seniors will receive a gift card at their distribution appointment. It is necessary to have a drive thru process this year due to COVID-19 and the need to wear a mask and social distance for everyone's health and safety.



"As we enter the New Year we can see the hope and renewal that comes each year at this time."

- James R. Fouts

Dear Friends and Neighbors,

There is no doubt that 2020 has been a challenging year for the world, for America and for our city of Warren. As always in this resilient community we have met the challenges head on. In March our world turned upside down as COVID-19 hit in earnest. I'm proud to say that our administration saw this challenge coming and took steps early to keep our residents and our workers safe.

When the shutdown came we were prepared with a solid plan and implemented it, protecting our workers while making certain that vital city services like police, fire, sanitation, and water didn't miss a beat. In this entire year our police and fire departments answered every call, sanitation never missed a pick up, and clean and fresh water has continued to be delivered to every home and business.

We also took steps to assist our neighbors in need. I established an emergency food hotline (586) 574-4526 for residents in need of food who are unable to leave their homes to get it. We teamed up with local food pantries and the Forgotten Harvest Food Bank to deliver food packages outside city hall each Monday morning, and that program continues helping every Warren family that needs help. We stopped water shut-offs to those who have lost their jobs and are experiencing financial insecurity. And we teamed up with Wayne State University to provide COVID-19 tests free of charge every Thursday and Saturday from 10AM-3PM also right in front of city hall.

As we enter the New Year we can see the hope and renewal that comes each year at this time. The hope provided by vaccines that are soon to be available to protect the vulnerable and every person in our nation. We see our economy coming back as businesses and workers in our community endeavor to serve their customers while keeping everyone safe.

During this season we cannot let down and must do everything to keep ourselves, our families and communities safe. For now, we need to continue to avoid large indoor gatherings, wear masks while in public, wash our hands regularly, and take the common sense steps to protect the vulnerable. Together we can meet any challenge.

After a difficult 2020 I wish you and your family a very happy and blessed New Year in 2021.

Sincerely,

James R. Fouts

Warren Mayor

City of Warren

One City Square, Ste. 215

Warren, MI 48093

586-574-4520

mayor@cityofwarren.org



**EVERY THURSDAY 10 a.m. - 3 p.m.
AND SATURDAY 9 a.m. - 2 p.m.**

WARREN CITY HALL SOUTH PARKING LOT IN FRONT OF FOUNTAIN

- NOVEMBER 19
- NOVEMBER 21
- NOVEMBER 24
(Tuesday due to Holiday)
- DECEMBER 3
- DECEMBER 5
- DECEMBER 10
- DECEMBER 12
- DECEMBER 17
- DECEMBER 19
- DECEMBER 22
(Tuesday due to Holiday)
- JANUARY 7, 2021



Health Department



Don't Bring COVID-19 Home. Get Tested. At No Cost.

FREE OUTDOOR COVID-19 TESTING

DRIVE-THRU / WALK-UP

Nasal Swab Testing Only



PARTICIPANTS MUST RSVP:
<http://www.cityofwarren.org/covid-19-testing/>
or call Mayor Fouts' Office at 586.574.4520

Please text **WH Cares** to **483-55** to complete your pre-intake form prior to arriving at the test site. If you do not have a cell phone, a testing team member will help you complete the form the day of your test. This mobile COVID-19 testing is offered to Warren residents only.

WARREN SNOW ALERT POLICY
TO VIEW THE FULL ORDINANCE, VISIT CITYOFWARREN.ORG



Snow Angels

If you are a Warren senior in need of help shoveling snow, please contact the Mayor's Office at 586-574-4520

SNOW ALERT

- The Mayor declares a snow alert.
- The snow alert is announced on radio and TV broadcasts, including TV Warren, the city's cable station.
- Within six hours after the Mayor's snow alert announcement, all motor vehicles and trailers MUST be removed from any city street.
- Vehicles which have a license plate or properly placed placard designating the vehicle for disabled parking are EXEMPT from the parking restriction.
- Those vehicles with disabled parking license plates or placards should be parked AS CLOSE TO THE CURB AS POSSIBLE.
- Once a street is cleared of snow or ice for the ENTIRE LENGTH of the street, snow alert parking is lifted.

SIDEWALK SNOW REMOVAL

Warren City ordinances require that all property owners remove snow from their sidewalks 12 hours after the snow stops. This applies to all property owners, residential, commercial and industrial.

Citations may be issued to violators with fines up to \$1,000.

Warren Code of Ordinances, Section 34-60: "The occupant of any premises, or owner of any unoccupied premises, is required to keep the sidewalks in front of or adjacent to such premises cleared, so far as is practicable and reasonable, from snow and ice to facilitate pedestrian use.

Where there is no sidewalk, the occupant or owner shall clear a path free from snow and ice where sidewalk would otherwise be to facilitate pedestrian use. Whenever any snow or ice has fallen or accumulated, it shall be cleared within 12 hours after it has fallen or accumulated."



Nine Mile Road Closed for Sewer Relief and Detention Basin Project

Project to Substantially Reduce Basement Flooding

Nine Mile Rd. east between Hoover and Van Dyke is closed as part of a three-mile sewer relief project to manage heavy sewer flow.

This is part of the larger \$80 million project to substantially reduce basement flooding and sanitary sewage overflows to the Red Run Drain. This is the final step in the plan.

This project reflects Warren's commitment to end the devastating effects of flooding in the basements of many Warren homes. This will also protect our pristine waterways via the Red Run Drain.

The project should be completed by late next summer.

Pump station renovations are under contract as well and will be completed by March 2022.

The project is spearheaded by Warren Waste Water Treatment Director Bryan Clor and Warren City Engineer Jim VanHavermaat.



9 Mile Road

- Project Description - Van Dyke to Eastpointe City Limits, Sanitary Relief Sewer
- Start Date - April 2019
- Status - Construction Phase (Van Dyke to Groesbeck), Restoration Phase (Groesbeck to Eastpointe City Limits)
- Estimated Completion Date: August 2021

ALERT



Winter CONSTRUCTION UPDATE in Warren

2020 Joint and Crack Sealing

- Project Description – Cleaning and sealing of joints and cracks, various locations
- Start Date – August 2020
- Status – Complete

2020 Pavement Repairs

- Project Description – Concrete section repairs, City Wide
- Start Date – August 2020
- Status – Construction Phase
- Estimated Completion – December 2020

Audrey Avenue

- Project Description – Toepfer to Hudson, HMA Resurfacing with base repairs & joint conditioning
- Start Date – September 2020
- Status – Complete

Bruce Street

- Project Description – Rome to Pearl, Pavement Reconstruction
- Start Date – August 2020
- Status – Complete

Continental Avenue

- Project Description – Marmon to Hoover, Pavement Reconstruction
- Start Date – May 2020
- Status – Complete

Eleven Mile Road

- Project Description – Dequindre to Progress, Pavement Reconstruction and Water Main Replacement
- Start Date – August 2020
- Status – Construction Phase
- Estimated Completion – December 2020

Eureka Avenue

- Project Description – Stephens to Ten Mile Road, Pavement Reconstruction and Water Main Replacement
- Start Date – August 2020
- Status – Restoration Phase
- Estimated Completion – December 2020

Girard Drive

- Project Description – Warner to Dell, Pavement Rehabilitation
- Start Date – August 2020
- Status – Restoration Phase
- Estimated Completion – December 2021

Hayden Street

- Project Description – Audrey to Cyman, Pavement Reconstruction
- Start Date – September 2020
- Status – Complete

Le Fever Avenue

- Project Description – Eight Mile to 300' South of Hayden
- Start Date – October 2020
- Status – Restoration Phase
- Estimated Completion – December 2020

Mac Arthur Boulevard

- Project Description – Nine Mile to Stephens, Pavement Reconstruction
- Start Date – October 2020
- Status – Construction Stage
- Estimated Completion – December 2020

Martin Road

- Project Description – Schoenherr to Hayes, Pavement Rehabilitation
- Start Date – May 2020
- Status – Complete

Racine Road

- Project Description – Dover to Schoenherr, Pavement Reconstruction and Water Main Replacement
- Start Date – July 2020
- Status – Restoration Phase
- Estimated Completion – December 2020

Ten Mile Road

- Project Description – Dequindre to Ryan, Water Main Replacement
- Start Date – August 2020
- Status – Construction Phase
- Estimated Completion – December 2020

PUBLIC SERVICE DEPARTMENT
ENGINEERING DIVISION
One City Square, Suite 300
Warren, Michigan 48093-2390
(586) 759-9300
www.cityofwarren.org

PREVENT FROZEN PIPES BE PREPARED FOR WINTER WEATHER



How to Protect Water Pipes from Freezing

Pipes that freeze are usually in unheated interior areas like basements and crawl spaces, attics, or kitchen cabinets. Pipes that run against exterior walls that have little or no insulation are also more prone to freezing.

The Warren Water Department recommends the following tips to protect water pipes from freezing:

- Keep the heat on. Warren Water Department Superintendent Thomas Pawelkowski recommends setting the thermostat at about 55 degrees if you are leaving your home for an extended period of time.
- Keep interior doors and sink cabinets open to allow warmer air to circulate around the plumbing.
- Let the faucet drip. Running a trickle of water will reduce the buildup of pressure in the pipes and prevent pipes from freezing.
- Add insulation to pipes located in areas of the home that need protecting. "You can also buy heat tape kits to keep pipes from freezing," said Pawelkowski. "You can find them at local hardware stores, and they are easy to use."

How to Thaw Frozen Pipes

Use the master shut-off valve to cut water flow to prevent your pipes from bursting. Stopping the flow of water can minimize the damage to your home.

- If the frozen pipe is exposed, you may be able to thaw it with a hair dryer. Use the low setting and wave the hot air until the pipe thaws.
- If the frozen pipe is not exposed, set up a portable heater where the pipes enter the house. Never leave the space heater unattended.
- After a frozen pipe is thawed, turn the water back on slowly while watching for any leaks.
- If a pipe leaks or breaks, residents should shut off the water at the master shut-off valve as quickly as possible to prevent flooding and water damage.



Warren's New Payment Portal for Tax and Water Bills

ONLINE PAYMENTS:

Use a One Time Payment option (no login required) or create a login and manage eCheck, Debit, and Credit Card payments for tax and water bills

EMAIL NOTIFICATIONS:

Sign up for eBills to receive statement notifications and payment reminders via email.

PAPERLESS:


Go green and instead of receiving a water bill in the mail, log in to view statements and account activity.

PHONE PAYMENTS:

Payments can also be made by phone at 1-844-435-3977 with your Checking or Savings account, Debit or Credit Card for tax and water bills.

[Click Here](#) to make a Tax Payment with the new Utility Billing Online Payment Service.

[Click Here](#) to make a Water bill payment with the new Utility Billing Online Payment Service.



WRAP funding is made possible by the Great Lakes Water Authority

PROGRAM BENEFITS

- Assistance **up to \$1,000** per household.
- \$25 monthly bill credit and help with arrears. First arrearage payment of up to \$350 made at initial enrollment.
- Home water audit & minor plumbing repairs **average of \$1,500** for residents above 120% of average usage.
- Water saving kits and consumer training classes.
- Supportive WRAP-Around Services.
- Continuous enrollment for eligible households.

WRAP PARTICIPANT QUALIFICATIONS

- *Have income at or below 200% of poverty threshold*
- *Provide proof of residency and income*
- *Provide renter's proof of responsibility for water on lease*
- *Stay current on monthly bill payment*

COMMUNITY ACTION ALLIANCE WRAP PROGRAM

Community Action Alliance will deliver WRAP through our **Empowerment Pathway Model** - a custom designed service plan to help residential customers in the Great Lakes Water Authority service area to access bill assistance, water conservation measures, and navigate resources and WRAP-around supports on a pathway toward self-sufficiency.



HOUSEHOLD INCOME ELIGIBILITY FOR WRAP IS 200% OF POVERTY:

HOUSEHOLD MEMBERS	HOUSEHOLD INCOME
1	\$25,520
2	\$34,480
3	\$43,440
4	\$52,400
5	\$61,360
6	\$70,320
7	\$79,280
8	\$88,240
9	\$96,600
10	\$100,980

.....

WRAP's mission is to administer the distribution of WRAP funding to eligible, low-income households in GLWA service areas with a vision to create a transformative water utility assistance program focusing on bill assistance, conservation, and self-sufficiency initiatives.

.....

CALL: 313.386.WRAP (9727)

or visit www.waynemetrol.org/WRAP

CALL: 313.386.WRAP (9727)

or visit www.waynemetrol.org/WRAP



Finding the Perfect

Christmas Tree



(Left: Dave Kutchey of Kutchey Family Market in Warren)

Do you love the smell of a real Christmas tree? The fresh, pine scent enlivens your home and helps get everyone in the holiday spirit.

Dave Kutchey, of Kutchey Family Market, 27825 Ryan Rd. has been selling Christmas trees in Warren for 29 years.

"Some of my customers have been coming in since they were eight and 10 years old," said Kutchey. "They came in with their parents and now they are coming in with their own kids."

Kutchey's tree prices have barely changed over the years. It's less about profit and more about family traditions. "I've never put a big markup on my trees," said Kutchey. "I just like to see Warren families keep coming back in. It's what the holidays are all about. And that's why my trees sell out so fast every year."

Below are seven varieties of trees sold at Kutchey Family Market,

- Scotch Pine
- Black Hills Spruce
- Blue Spruce
- Douglas Fir
- Fraser Fir
- Concolor Fir
- Balsam Fir



The Fraser Fir is the most popular real Christmas Tree sold at Kutchey's Family Market.



What You Should Know Before Buying a Real Christmas Tree

- 1. Shop Early**
Don't wait until the last minute to buy your tree. You will find the most options if you shop early. Kutchey Family Market will have 350-400 trees on display right after Thanksgiving. Owner Dave Kutchey expects to sell out within two weeks. "People are staying home more this year," says Kutchey. "They are home remodeling and decorating. That's why all the greenhouses in the area sold out of flowers so early this year. I think people are stuck at home, some may be stressed, and they want to feel better. They want nice flowers and decorations to look at."
- 2. Measure First**
Measure the space in your room and know your ceiling height before purchasing a tree so you get the right size. "We have measuring tapes here, so we make sure you get the right size," says Kutchey. "Most of my trees are between 5-9 feet tall, and we have a limited selection of 10-12 footers for people with tall ceilings," said Kutchey.
- 3. Know the Species**
Most places carry a variety of species of trees. Ask where the trees are grown. The trees at Kutchey Family Market come from Lake City in northern Michigan and range in price from \$25-\$65. "The Fraser Fir is our most popular tree right now," said Kutchey. "That's because the trees are reasonably priced and hold the needles well."
- 4. Inspect the Tree**
Inspect the tree for freshness. The needles should be



a rich green color and the tree should have a straight trunk. Pull on the needles to make sure they aren't falling out and gently bend the branches. Branches should be flexible and not so brittle and dry that they snap.

5. Keep it Fresh
After choosing a healthy tree, trim the trunk at least half an inch off the base of the tree. Making a fresh cut will help increase water uptake by your tree. Don't forget to check your tree stand daily making sure the water does not fall below the trunk bottom. Make sure the container holds enough water and refill it often. In doing so, your tree should last until New Years - especially the Fraser Firs.

Warren's Annual Holiday Lights Contest

email pictures to: mayor@cityofwarren.org

2019 Warren
Holiday Lights
Winner



READY, SET, DECORATE!

Are you ready to display your
Christmas Spirit in Warren?

While holiday gatherings may be scaled down this year due to COVID-19, the holiday decorations are expected to be bigger than ever!

The City of Warren is once again encouraging neighborhood Christmas decorating! The city is accepting nominations in its annual Home Decorating Contest!

Please email photos of your festive display to the mayor's office at:

mayor@cityofwarren.org

Include your name, address and phone number.

The contest runs December 7 - 26, 2020.

For questions, contact the office of Mayor James R. Fouts at 586-574-4520.

Good luck and may the spirit of Christmas shine bright in the City of Warren this year!

Winter Fire Safety Tips

What You Need to Know to Prevent Home Fires

- Open burning in the city of Warren is strictly prohibited by ordinance. The prohibition includes the use of bonfires, fire pits and chimeneas.
- Cooking fires are one of the most common causes of fires in the city of Warren. Never leave foods that are being prepared in a cooking device unattended for any reason.
- Smoke alarms should be placed on the ceiling of each bedroom and one additional smoke detector should also be installed on the ceiling of a common area on each floor of the residential dwelling.
- A carbon monoxide detector should be installed approximately two feet from the floor on each floor of the residential dwelling.
- Batteries in smoke and carbon monoxide detectors should be replaced every six months to ensure continuous function of the warning devices. Smoke and Carbon monoxide detectors should also be replaced every ten years to ensure continuous function of the devices.
- When cooking food outdoors using gas, wood or charcoal grills the grills should never be left unattended and should be located at least 20 feet from all structures. Additionally, all combustible materials should be removed from the cooking area.
- Outdoor grills should never be used inside the home or in a closed garage. Cooking of foods should only occur in well-ventilated areas. Failure to follow this precaution could result in carbon monoxide poisoning of occupants of the structure.
- Charcoal, propane tanks and lighter fluid should be stored in secure and well-ventilated structures such as garages and sheds.
- Charcoal and wood product remains should be fully immersed in water after use and prior to disposal.
- Natural, propane and liquified gas fueled furnaces and hot water tanks should have an annual inspection and cleaning performed by a licensed professional to ensure proper function of these devices.
- Dryer vent pipes should be inspected and cleaned twice per year to remove lint and other debris that accumulate in the ventilation tubes.
- Families should have a fire escape plan and practice it monthly so you and your loved ones will know what to do in case of an emergency.



Safety Tips provided by: the Warren Fire Department

Tree Lights Safety Tips

Test and check your lights

It's always a good idea to plug in your lights before you hang them to look for bad bulbs, frayed or loose wires, missing insulation and melted or mangled-looking bulb sockets, any of which could cause a short circuit and start a fire.

Use good quality light sets

A good quality light set should be sturdy with a minimum of 22-gauge (awg) wiring, no loose connectors and have fuses at the plug to protect against overheating. Be sure to check the manufacturer's UL label to ensure that any lights you intend to use outside were designed to safely weather the elements.

Use a GFCI outlet

Connect your outside lights to a Ground Fault Circuit Interrupting (GFCI) outlet. That way if there

is a short or an overload on your lights, the GFCI outlet will trip before the breaker in your house. This serves as an added layer of protection against fires.

Limit the length of your light strands

The circuits in your home may handle 15 to 20 amps, but remember that you might have more things plugged in than just your holiday lights. Furthermore, the thin wire on a light set isn't usually designed to handle more than 1.8 amps of current (216 watts). That's about five 40-watt strings as long as they are all the same bulb type and wattage. Many holiday light manufacturers advise connecting no more than three strings of incandescent lights together (LED sets can be longer). Keep track of the number of lights, as overloading a string can cause fires.

Source: DTE Energy

On Display at City Hall

Warren Historical Images

Floor 1 Conference Room:

Fred Lutz Wagon Shop
Line Drawing Behrns Qualmann House
Parade
Mr. and Mrs. Murthum

Floor 2:

Mound/Chicago Drug Store
9 Mile & Grownow
Warren Train Depot
President Kennedy Visit to Warren Tech Plaza
SE Corner of Chicago/Mound
Murthum/Peck Store (Horse & Buggy)

Floor 3:

Frank Peck Store/Butts Ice Cream
Fred Lutz Blacksmith
Mr. & Mrs. Murthum
Drug Store
Wagon Wheel makers
Clays Plumbing
Harwood Lumber
Line Drawing Mound looking South

Floor 4:

Bunert-Weir Farm
Berz School classroom
Hardware Store
H.L. Clays Bldg.
Church's Lumber Yard
School District #3
Line Drawing Halmich Farm
N. Main Street



Floor 2:
Warren Train Depot



Floor 1 Conference Room:
Parade



Floor 2:
President Kennedy Visit to Warren
Tech Plaza

Collection of Historic Photos Find New Home at Warren City Hall

Take a step back in time during your next visit to Warren City Hall. Over two dozen historic photos or line drawings (list on page 22) now grace the walls at City Hall.


"This display illustrates in graphic form the transition of Warren from a small rural farming town to the third largest city in population in Michigan," said Warren Mayor Jim Fouts. "It's a travel down memory lane."

Most of the photos come from a collection of the Warren Historical Society.

"I'm happy to see that the photos will be celebrated by a lot of people," said Sue Keffer of the Warren Historical Commission. "The commission hopes it gives residents a better understanding of Warren's history."

The Warren Historical Commission plans to eventually include descriptions with each photo detailing its origination and history.


Once the COVID-19 restrictions are lifted, residents are encouraged to meander around City Hall and take in a bit of Warren history.



Floor 3:
Fred Lutz Blacksmith



Sue Keffer of the
Warren Historical
Commission.



Becky Hetchler of
the Warren Historical
Commission.

Keep Wastewater Flowing Safely During COVID-19 Pandemic - Do Not Flush Wipes.

“Flushable Wipes” are wreaking havoc on sewer pipes. The truth is, they really AREN'T FLUSHABLE. Non-toilet paper products should be thrown into the garbage and not flushed down the toilet.



Used wipes collected in a disposal bin after being removed from a sewer in Macomb County
MACOMB COUNTY PUBLIC WORKS OFFICE

Many local communities are experiencing an uptick in the amount of flushable wipes entering the sewer system during the COVID-19 pandemic. Stores are finding it difficult to stock toilet paper and as a result, some customers have turned to so-called “flushable” wipes — which despite the marketing slogans, are really NOT flushable.

Unlike toilet paper, which is designed to disintegrate in the pipes and sewage systems, wipes are made of synthetic materials that don't break down after flushing. Instead, they clog the sewers.

Flushing these wipes can result in raw sewage backups in basements and create costly problems for Warren's Waste Water Treatment Plant.

“I can't stress enough the importance of not flushing these wipes,” said Bryan Clor, Division Head of Warren's Waste Water Treatment Plant. “Just because a flushed product clears a toilet bowl doesn't mean it goes through pipes successfully or breaks down effectively in the sewer system.”

Non-flushable paper products can create or contribute to blockages in public sewer systems. That can lead to facility discharges of untreated sewage to nearby land and water.

In June 2019, for example, Northville Township experienced a discharge of approximately 10,000 gallons of untreated sewage to nearby land when flushable wipes contributed to a blockage of the sewer system.

Wipes that enter the sewer system can mix with oil, grease and other substances to create “fatbergs,” or large clumps or masses of disposed substances that restrict efficient wastewater flow. One such fatberg was found in Macomb County's sewers in 2018 and measured 100 feet long and up to six feet tall, according to the Macomb County Public Works Office.

“Flushable wipes, household disinfecting wipes, latex gloves, and other products all create blockages in household pipes and municipal sewer systems,” said Clor. “That's why they should never be flushed down the toilet.”

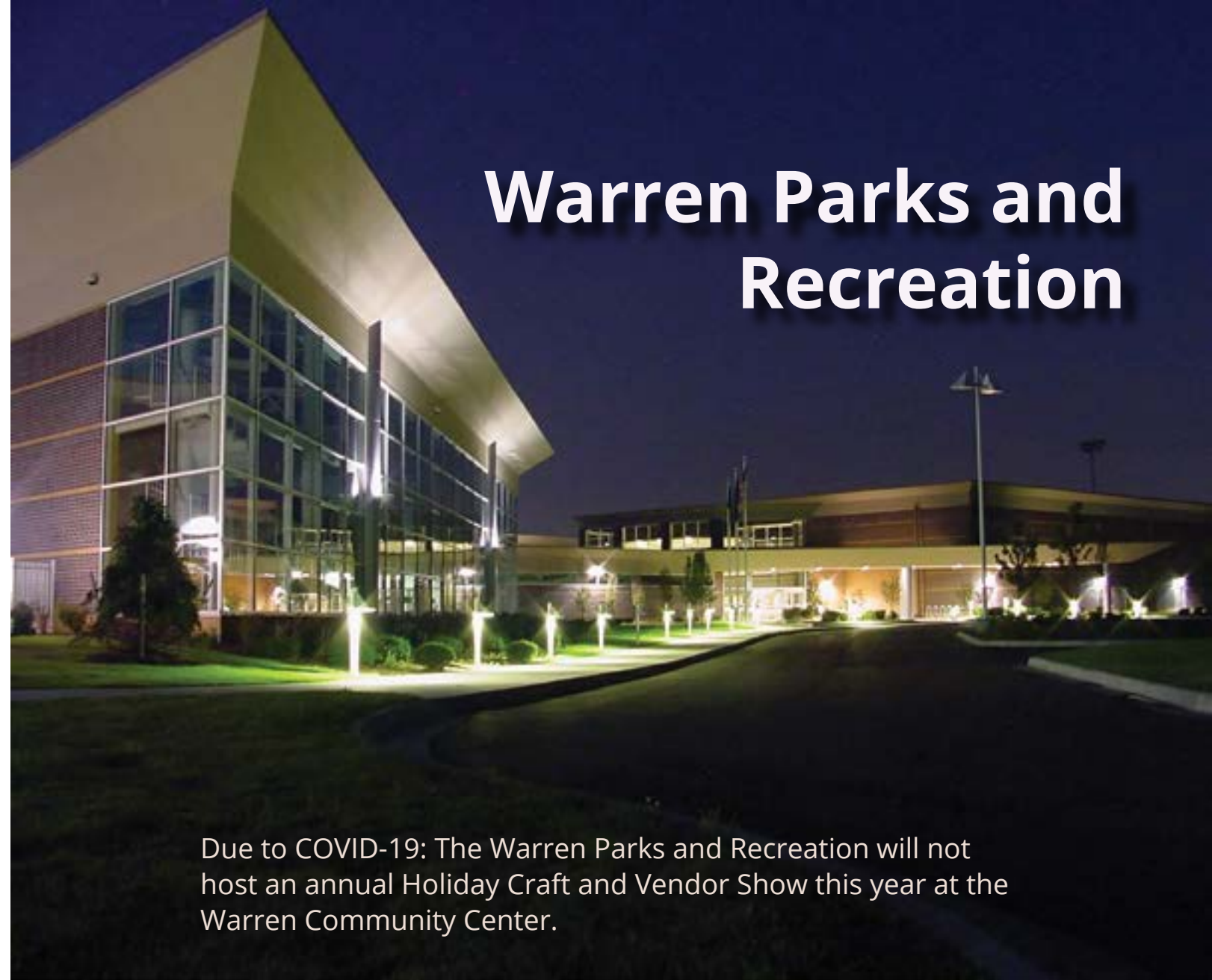
From a community and public health perspective, it is critical that wastewater treatment plants continue to function properly, so they can disinfect sewage and avoid untreated discharges.

Hypochlorite and other disinfectants that treatment plants use have shown to be effective in addressing COVID-19. According to the U.S. Centers for Disease Control and Prevention, there is no evidence to date of transmission of COVID-19 through sewage.

If residents have questions about wastewater treatment or sewerage, they should contact the Warren Waste Water Treatment Plant at 586-264-2530.



Warren Parks and Recreation



Due to COVID-19: The Warren Parks and Recreation will not host an annual Holiday Craft and Vendor Show this year at the Warren Community Center.

Warren Community Center

5460 Arden Ave, Warren, MI 48092

Warren Parks and Recreation in-person programs and classes may be cancelled due to the State of Michigan's COVID-19 restrictions.

The COVID-19 impact is a fluid situation. We are continuing to monitor and evaluate conditions.



ALL IN-PERSON CLASSES SUBJECT TO CHANGE DUE TO COVID-19 RESTRICTIONS

Warren Public Library Computer Classes

REGISTRATION IS REQUIRED FOR ALL CLASSES. CALL LIBRARY BRANCH TO REGISTER.
ALL EVENTS SUBJECT TO CHANGE DUE TO COVID-19.

The Warren Public Library is pleased to offer computer classes for those who need more assistance. If you or someone you know would like to learn more about the computer, these classes are a great introduction to technology. Enrollment is limited so registration is required. Call the library branch to register. Masks and social distancing are required and temperatures will be taken when entering the library.

Introduction to Computers

Tuesdays, January 5 & 12, 10:00 am - 12:00 pm.
Registration begins December 5.
Tuesdays, February 16 & 23, 10:00 am - 12:00 pm.
Registration begins January 16.
Burnette Branch Library
This is a very basic beginning class on computers.

Introduction to the Internet

Tuesdays, January 26 & February 2, 10:00 am - 12:00 pm.
Registration begins January 4.
Burnette Branch Library
This is a very basic class on the Internet. Mouse and keyboard skills required.

Find Information with Google - Virtual Event (Zoom)

Tuesday, December 8, 6:00 pm. Registration begins November 13.
Hosted by the Miller Branch Library
Increase your ability to find the information you need with the world's most popular search engine.

Get to Know eBooks and OverDrive - Virtual Event (Zoom)

Tuesday, January 5, 6:00 pm. Registration begins December 11.
Hosted by the Miller Branch Library
Interested in downloading free eBooks and eAudiobooks from the library? Let us help you. Please join us as we show you how to checkout and download eBooks through our OverDrive service.

Hoopla, RBdigital, and More - Virtual Event (Zoom)

Tuesday, January 19, 6:00 pm. Registration begins December 11.
Hosted by the Miller Branch Library
Unlock the potential of your library card. Learn how you can get eBooks, eAudiobooks, music, movies, and more with hoopla, magazines with RBdigital, music with Freegal, and more.

NEW - What to Read Next?: Library Catalog Search Basics - Virtual Event (Zoom)

Tuesday, February 9, 6:00 pm. Registration begins January 15.
Hosted by the Miller Branch Library
This class will show you how to quickly and efficiently search the Warren Public Library's online catalog. Learn some quick tips to help you find your next great read.

WARREN LIBRARY LOCATIONS:

CIVIC CENTER LIBRARY
ONE CITY SQUARE, SUITE 100
WARREN, MI 48093
586-751-0770

BURNETTE BRANCH LIBRARY
23345 VAN DYKE
WARREN, MI 48089
586-353-0579

BUSCH BRANCH LIBRARY
23333 RYAN
WARREN, MI 48091
586-353-0580

MILLER BRANCH LIBRARY
5460 ARDEN, SUITE 303
WARREN, MI 48092
586-751-5377

Adult Programs Winter 2020-21

Registration is required and begins one month prior to event. Masks and social distancing are required. Temperatures will be taken when entering the library.
ALL IN-PERSON CLASSES SUBJECT TO CHANGE DUE TO COVID-19 RESTRICTIONS.



Tidying Up: The KonMari Method

6:00 pm Thursday, December 3, Civic Center Library
Join organizing professional Kate Sood for this program designed to help busy professionals and families create an organized and serene home. Ms. Sood's decluttering philosophy is based on the method made famous by Marie Kondo.

Lavender Holiday Gnomes - Virtual Event on Facebook

Will be posted at 10:00 am Saturday, December 5, hosted by the Burnette Branch Library
www.facebook.com/warrenpubliclibrary
Learn how to use burlap, dried lavender, felt and other materials to make a holiday gnome that looks good and smells great. Supplies are limited and can be picked up at the library one week prior to the virtual event.

Winter Decor

6:00 pm Thursday, December 10, Civic Center Library
Create a set of seasonally inspired ornaments to brighten your home this winter.

Craft Workshop - Santa Candy Jar

6:00 pm Wednesday, December 16, Busch Branch Library
Everyone needs a candy jar. Join us to create a whimsical Santa to keep holiday sweets in.

Winter Card Craft

6:00 pm Thursday, January 7, Civic Center Library
Create two cards to share in celebration of the winter season. All card material and instructions will be provided.

A Climate Change Primer

6:00 pm Thursday, January 14, Civic Center Library
The rise in global temperatures has resulted in the proliferation of more widespread, catastrophic, and deadly natural disasters such as hurricanes and forest fires. This lecture from Dr. Ryan Shadbolt from the Department of Geography, Environment, and Spatial Studies at Michigan State University discusses the symptoms, science, and solutions of climate change.

Stitches and Buttons

6:00 pm Thursday, January 21, Civic Center Library
Come and start the new year off right, with a wonderful craft. We will be creating colorful button needlepoint pieces of art. This great project is one that will put you in a creative mood all year long.

Introduction to Genealogy

10:00 am Saturday, January 23, Burnette Branch Library
Learn how to trace your family tree with free tools available through the library. If it is not possible to hold this program inside the library a virtual version will be posted on the library's Facebook page.

Craft Workshop - Mini Snowman

6:00 pm Wednesday, January 27, Busch Branch Library
Create an adorable no-sew snowman using simple supplies provided by the library.

RELAX: Alternatives to Anger

6:00 pm Thursdays, February 4 and 11, Civic Center Library
"RELAX: Alternatives to Anger" helps teens, adults, parents, and caregivers understand and manage anger and stress. Tune in and learn to develop the communication and problem-solving skills needed to maintain healthy relationships. This is a two part series.

Valentine's Themed Rag Garland

6:00 pm Tuesday, February 9, Burnette Branch Library
Tie strips of fabrics in different colors onto twine to create a Valentine's Day themed rag garland décor for your home. If it is not possible to hold this program inside the library a virtual tutorial will be posted on the library's Facebook page with supplies available for pickup at the library one week prior to the event.

Craft Workshop - A Gnome of Your Own

6:00 pm Wednesday, February 17, Busch Branch Library
Create an adorable gnome for inside your home.

Teen Programs Winter 2020-21

Registration is required and begins one month prior to event. Masks and social distancing are required. Temperatures will be taken when entering the library.

ALL IN-PERSON CLASSES SUBJECT TO CHANGE DUE TO COVID-19 RESTRICTIONS.

Holiday Lanterns – Virtual Event (Zoom)

6:30 pm Thursday, December 3, Hosted by the Miller Branch Library
Ages 10 to 17

Create a glowing lantern as the days grow short. Pick up all craft supplies at the Miller Branch Library starting Monday, November 30 and follow along with Miss Maren via Zoom on December 3 for instructions.

Ornaments and Coasters

2:00 pm Saturday, December 5, Civic Center Library
Ages 10 to 17

Just in time for the holidays, come and create colorful coasters for your hot chocolate and felt ornaments for your tree.

Teen Service Club

3:00 pm Tuesdays, December 8, January 12, and February 9, Busch Branch Library
Ages 12 to 17

Are you in grades 7 through 12 and want to make a difference at your library? Need service hours? This is your opportunity to work on projects to earn community service credit, contribute program ideas, and have fun. (Application form filled out and signed by parent required).

Holidaze

2:00 pm Saturday, December 12, Civic Center Library
Ages 12 to 17

Make an ornament, a zombie gingerbread person, or a card to celebrate the fact that 2020 is over.

Cardboard Gingerbread Houses – Virtual Event on Facebook

Will be posted at 3:00 pm Wednesday, December 16, Hosted by the Burnette Branch Library
www.facebook.com/warrenpubliclibrary
Ages 10 to 17

Celebrate the holiday season by making a cardboard gingerbread house complete with light up windows. Supplies can be picked up at the library one week prior to the virtual event which will show how to make the craft.

Holiday & Winter Crafts

3:00 pm Thursday, December 17, Busch Branch Library
Ages 12 to 17

Create holiday and seasonal crafts to give as gifts or keep.

Hedgehog Book Folding

2:00 pm Saturday, January 2, Civic Center Library
Ages 10 to 17

What is absolutely more precious than a cute little old book hedgehog craft? This project is all about folding paper into a shape that looks like a hedgehog. With a few simple accent pieces, an ordinary book suddenly turns into a cute little woodland creature you will love.

Cookies and Canvas

2:00 pm Saturday, January 9, Civic Center Library
Ages 12 to 17

Learn how to make a beautiful painting from your local teen librarian, who knows nothing about art. Enjoy some delicious cookies while you work.

Donut Cork Boards

3:00 pm Wednesday, January 20, Burnette Branch Library
Ages 10 to 17

Decorate your locker or room by creating a fun donut-shaped corkboard to hang pictures and other things on. If it is not possible to hold this program inside the library a virtual tutorial will be posted on the library's Facebook page with supplies available for pickup at the library one week prior to the event.

Art Space – Yarn Monograms

3:00 pm Thursday, January 21, Busch Branch Library
Ages 12 to 17

Create a fabulous, colorful monogram to hang on your wall.

Online Escape Room – Virtual Event (Zoom)

6:30 pm Thursday, January 28, Hosted by the Miller Branch Library
Ages 10 to 17

Miss Maren is locked in the Miller Branch Library's break room and can only reach out through her computer. Tweens and teens will need to work as a team in an online meet up to solve the clues to crack open the lock box to allow her to escape.

Popsicle Stick Art

2:00 pm Saturday, February 6, Civic Center Library
Ages 10 to 17

There are many things one can create with just popsicle sticks. Come join us to make different sculptures and works of art out of popsicle sticks.

Candy Art

2:00 pm Saturday, February 13, Civic Center Library
Ages 12 to 17

Using candy and frosting as your tools, compete in our delicious art challenges.

Macrame Rainbow Keychain

3:00 pm Wednesday, February 17, Burnette Branch Library
Ages 10 to 17

Use rope and yarn to make a fun and colorful rainbow keychain. If it is not possible to hold this program inside the library a virtual tutorial will be posted on the library's Facebook page with supplies available for pickup at the library one week prior to the event.

Oreo Taste Test – Virtual Event (Zoom)

6:30 pm Thursday, February 18, Hosted by the Miller Branch Library
Ages 10 to 17

There are so many different varieties of Oreos these days. Tweens and teens can pick up a packet of different Oreos and tasting score card, then meet up online February 18 with a glass of milk and ready to taste. We will see which flavor receives the highest number of votes.

Art Space – No-Sew Pillows

3:00 pm Thursday, February 25, Busch Branch Library
Ages 12 to 17

Design and create your very own soft pillow.

Children's Programs Winter 2020-21

Registration is required and begins 1 month prior to event. Masks and social distancing are required. Temperatures will be taken when entering the library.

ALL IN-PERSON CLASSES SUBJECT TO CHANGE DUE TO COVID-19 RESTRICTIONS.

STEM To-Go Kits

Available monthly, Civic Center Library
Ages 5 to 10

STEM To-Go Kits are now available for children to pick up at the Civic Center Library. Please call 586-751-0770 to reserve your kit.

Take & Make Holiday Crafts for Kids

December 1-31, Burnette Branch Library
Ages 3 to 10

Stop by the Burnette Branch Library any time this month to pick up some "Grab & Go" holiday crafts for kids.

CrAfter School

3:30 pm Friday, December 4, Busch Branch Library
Ages 3 to 11

It's National Sock Day. Test your trivia skills and make a snowman from a sock and other supplies.

Holiday Stories with Miss Sharon – Virtual Event on Facebook

December 7-31, hosted by the Burnette Branch Library
www.facebook.com/warrenpubliclibrary
All Ages

Watch Miss Sharon on the library's Facebook page as she reads a variety of holiday stories. A holiday storytime kit containing jingle bells and coloring pages will be available for pickup at the library beginning December 1.

Winter Fairy Houses

10:30 am Saturday, December 12, Busch Branch Library
Ages 3 to 11

If you are hoping that a fairy or an elf will visit you this winter, join us to decorate some tiny homes for them.

Home (Crafts) for the Holidays

Week of December 14, Busch Branch Library
Ages 3 to 11

Reserve a kit to make some holiday ornaments and crafts at home. Reserved kits will be available for pickup Monday, December 14 through Friday, December 18. Please call to reserve your kit beginning November 25. All requests must be received by December 9.

Christmas Cookie Ornament – Virtual Event (Zoom)

6:30 pm Tuesday, December 15, Hosted by the Miller Branch Library
Ages 3 to 10

Stop in the Miller Branch Library to pick up supplies starting December 8th to make some cinnamon salt ornaments and join us for some Christmas cookie stories on Zoom.

Cookies, Cards & Cocoa

2:00 pm Saturday, December 19, Civic Center Library
All Ages

Get into the holiday spirit as we gather to enjoy sugar cookies and make a card for a special friend or family member. Hot coca will also be provided.

Solstice Storytime

6:30 pm Monday, December 21, Busch Branch Library
Ages 3 to 11

Celebrate the shortest and darkest day of the year with stories and a luminaria craft.

New Year's Crafts

2:00 pm Wednesday, December 30, Busch Branch Library
Ages 3 to 11

Happy (almost) New Year. Let's make some crafts to ring in the new year in style.

Team STEAM

2:00 pm Saturday, January 9, Busch Branch Library
Ages 5 to 11

Drop by to try some techy things. This month we will focus on circuits as we explore SnapCircuits, Squishy Circuits, and littleBits.

Take & Make Winter Crafts

Week of January 11, Busch Branch Library
Ages 3 to 11

Slide in to pick up supplies for making some cool winter crafts.

National Rubber Ducky Day – Virtual Event (Zoom)

3:30 pm Wednesday, January 13, Hosted by the Miller Branch Library
Ages 2 & up

Stop in the Miller Branch Library beginning January 4 to pick up a craft and a rubber duck then join us on Zoom for a reading of Eric Carle's "10 Little Rubber Ducks".

Tacky the Penguin Storytime

6:30 pm Thursday, January 14, Burnette Branch Library
Ages 3 to 7

Join us as we read some Helen Lester books featuring our favorite lovable penguin, Tacky. A take home penguin craft will be included. If it is not possible to hold this event inside the library we will try to offer a virtual version on the library's Facebook page with the craft available for pickup at the library one week prior to the event.

Winter Celebration

2:00 pm Saturday, January 16, Civic Center Library
Ages 2 to 12

Join us for a winter celebration where we will read a special book about winter and make snowy crafts.

Here There Be Dragons

6:30 pm Wednesday, January 20, Busch Branch Library

Join us for stories and crafts featuring one of our favorite mythical creatures.

Maker Morning

9:30 am Saturday, January 23, Busch Branch Library
Ages 3 to 11

Early risers are invited to make a suncatcher craft.

Snowflake Crafts for Kids

6:30 pm Thursday, January 28, Burnette Branch Library
Ages 5 to 10

It's winter and that means SNOW. Learn how to make snowflakes out of paper, pipe cleaners, coffee filters and more. If it is not possible to hold this program inside the library a virtual tutorial will be posted on the library's Facebook page with supplies available for pickup at the library one week prior to the event.

Children's Programs Winter 2020-21 continued

Registration is required and begins 1 month prior to event. Masks and social distancing are required. Temperatures will be taken when entering the library.

ALL IN-PERSON CLASSES SUBJECT TO CHANGE DUE TO COVID-19 RESTRICTIONS.

Take & Make Valentine Box Craft

Supplies will be available February 1-12, Miller Branch Library

Ages 4 and Up

Decorate a heart shaped box and fill it with candy for that special someone.

CrAfter School

3:30 pm Friday, February 5, Busch Branch Library

Ages 3 to 11

Join us for coloring fun and to make a winter scene craft.

Take & Make Valentine's Card

Week of February 8, Busch Branch Library

Stop by to pick up supplies for making a beautiful valentine at home.

Valentine for the Birds

6:30 pm Thursday, February 11, Burnette Branch Library

Ages 3 to 7

Winter can be difficult for our feathered friends. Tonight we will hear some bird stories and take home a bird feeder craft so we can help the birds get through the cold months. If it is not possible to hold this program inside the library a virtual version will be posted on the library's Facebook page with the bird feeder craft supplies available for pickup at the library one week prior to the event.

Team STEAM

2:00 pm Saturday, February 13, Busch Branch Library

Ages 5 to 11

Drop by to try some techy things. This month we will explore robots using Sphero BOLT robots, Ozobots, and Dash and Dot.

Take & Make Boredom Busters

February 16-19, Busch Branch Library

Drop in to pick up a pack of fun stuff to beat the winter recess blues: coloring pages, trivia sheets, a craft, and a sweet treat.

Block Party

12:00 pm Wednesday, February 17, Busch Branch Library

Create, play with, and take home your own set of paper building blocks.

Pirate Party

10:30 am Saturday, February 20, Busch Branch Library

Ages 3 to 11

Arrgh, Mateys. Join the landlubbers at the library for a story, a craft, and pirate fun.

STEAM Saturday: Candy STEM

2:00 pm Saturday, February 20, Civic Center Library

Ages 4 to 12

You might be surprised by all the interesting things you can learn from candy. In this fun, tasty program, children will build structures and conduct experiments using candy.

Binary Code Alphabet Jewelry

6:30 pm Thursday, February 25, Burnette Branch Library

Ages 6 to 12

Learn the binary code alphabet and make a necklace spelling out your name in binary code. Pony beads and lanyards will be used to make the necklaces. If it is not possible to hold this program inside the library a virtual tutorial will be posted on the library's Facebook page with supplies available for pick up at the library one week prior to the event.

Maker Morning

9:30 am Saturday, February 27, Busch Branch Library

Ages 3 to 11

Early risers are invited to make a bird feeder craft.



Storytime in Warren

Alphabet Shakeup

11:00 am

Every Friday of Each Month starting January 15 through April 16, with the exception of April 2.

Civic Center Library

Ages 2 to 5 years with parent or caregiver

Join us for a story, a song, and other fun stuff as we "shake up" our usual storytime with a different letter each week. Classes will cover the letter 'N' through the letter 'Z' this season. Registration is required. Please call 586-751-0770 to register.

Family Storytime

6:30 pm Mondays

January 11 - February 22, with the exception of January 18 and February 15

Busch Branch Library

Includes stories, songs, rhymes, and a take-home craft. Stories are chosen for ages 4 to 8.

Virtual Storytimes

Head over to the Warren Public Library Facebook page to enjoy weekly virtual storytimes.

www.Facebook.com/warrenpubliclibrary

Book Tots

Stories and rhymes for the young toddler. **Posted every Friday** by the Miller Branch Library.

Toddler Time

Stories, rhymes and songs for toddlers. **Posted every Thursday** by the Burnette Branch Library.

Preschool Storytime

Stories and rhymes for children. **Posted every Wednesday** by the Civic Center Library.



Book Clubs

Busch Book Group

6:30 pm, The first Wednesday of each month, Busch Branch Library

Join us in discussing this month's book. Copies will be available at the circulation desk one month prior to each discussion.

December 2 - Invention of Wings by Sue Monk Kidd

January 6 - The Poisoned City: Flint's Water and the American Urban Tragedy by Anna Clark

February 3 - Wild: From Lost to Found on the Pacific Coast Trail by Cheryl Strayed

Reading is a Gift

Discover it at a Warren Public Library

warrenlibrary.net





Are you interested in helping someone that suffers from drug or alcohol addiction? Would you be willing to donate a little of your time to have a direct impact on someone's path to recovery? The Hope Not Handcuffs program is growing and we need volunteer 'Angels' to continue its success!

What is Hope Not Handcuffs

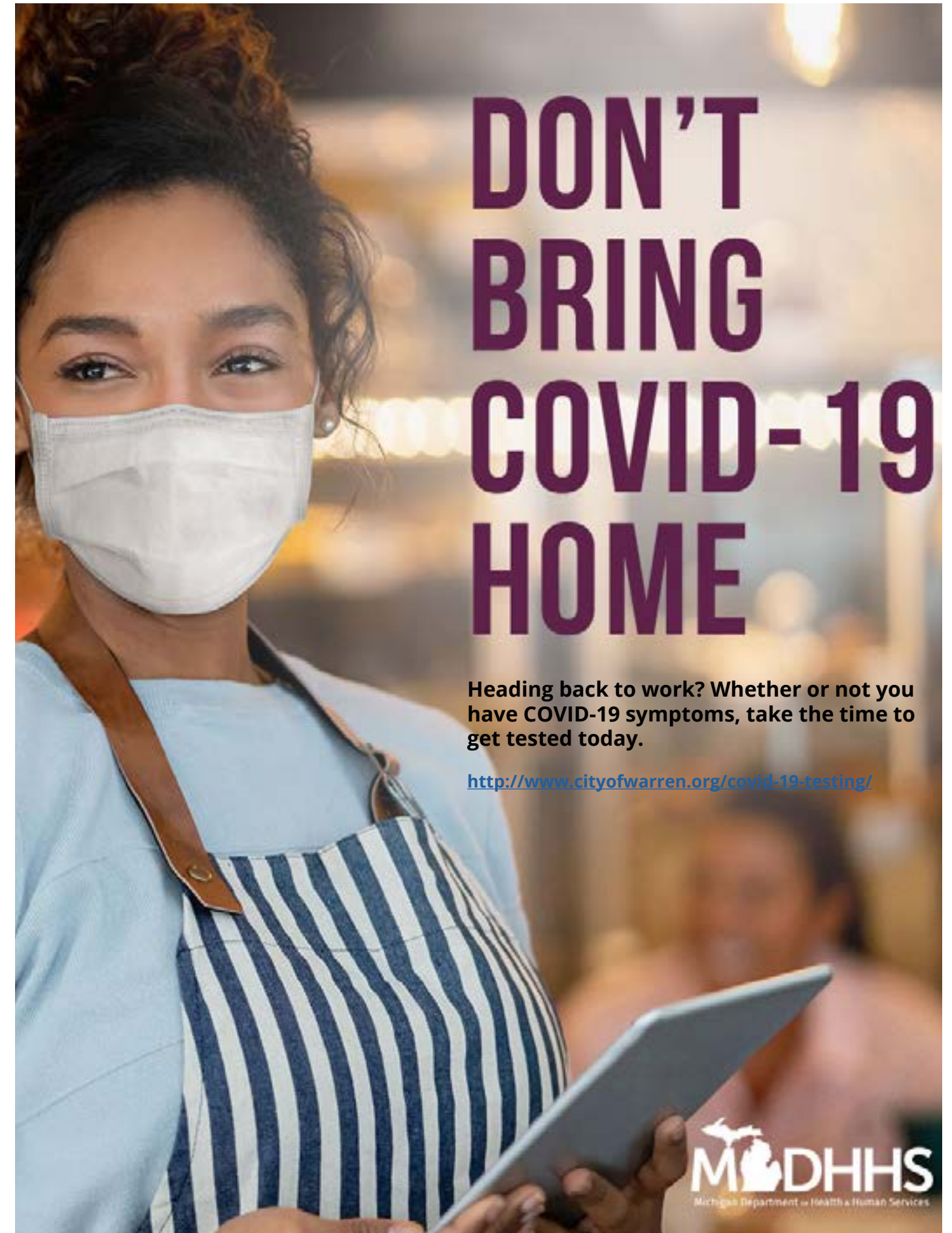
Hope Not Handcuffs is an initiative of Families Against Narcotics (FAN), aimed at bringing law enforcement and community organizations together in an effort to find viable treatment options for individuals seeking help to reduce dependency with any substance including heroin, prescription drugs, and alcohol. A person can come to a participating law enforcement agency and ask for help. They will be greeted with compassion and respect. An Angel volunteer will be called to assist until a treatment option is found.

Since 2017, Angels helped connect nearly 5000 participants with the support and resources they deserve.

What is an Angel

Angels help participants complete paperwork and place a call to the appropriate provider for treatment assistance. Meetings are safe and always take place at one of the 70+ participating police stations. Once a treatment option is found, transportation will be arranged by a third-party resource. Volunteers pick their days and hours to be "on call".

The only requirement is a compassion to help those in need. To complete the online application and select a training date, please visit www.hopenothandcuffs.com.



DON'T DRINK AND DRIVE

STAY

SOBER

and Safe this Holiday Season



A message from the Warren Police Department.



KEY LIME PIE COCKTAIL *(non-alcoholic)*

INGREDIENTS:

- 1.5 Oz pineapple juice
- 1.5 Oz Rose's Lime Juice
- 1.5 Oz heavy whipping cream
- 1.5 simple syrup
- 6 Oz 7up
- Crushed graham crackers (for rim)

DIRECTIONS:

This holiday dessert drink couldn't be easier to make. Begin with a cocktail shaker filled with ice (or a mason jar with a lid.) Combine all ingredients. Shake vigorously so the drink is chilled and strain into glass rimmed with graham crackers. Cheers!

Graham Cracker Rim:

Wet the edge of the glasses and dip rim into graham cracker crumbs.

Recipe provided by:

**Betty Jane's
Bar & Grill**

13791 E Thirteen Mile Rd,
Warren, MI 48088

HOLIDAY CLASSICS - All Your Favorite Holiday Shows on TV Warren

Holiday Classics will begin airing after Thanksgiving on Comcast channels 5 & 10, Wide Open West (WOW) channels 10 & 18 and AT&T channel 99.

Laurel & Hardy: March of the Wooden Soldiers (Babes in Toyland) (1934)

Bob Cummings Show - "Grandpa's Christmas Visit" (December 22, 1955)

Coke Time with Eddie Fisher - "Winter" (January 20, 1955)

The Paul Winchell Show - Christmas (December 20, 1953)

"The Snow Queen" - (1957)

Westinghouse Studio One Musical Nativity (December 22, 1952)

Abbott & Costello Christmas on Colgate Comedy Hour (December 14, 1952)

Captain Gallant of the Foreign Legion - "The Boy Who Found Christmas"

"Charles Dickens' The Christmas Carol" as told by Vincent Price (1949)

"A Christmas Dream" (1945)

"Joe Santa Claus" (1951)

Garry Moore Christmas Episode (December 24, 1963)

Liberace Christmas (1954)

Perry Como Show (December 24, 1952)

Red Skelton - "Cop and the Anthem" (December 21, 1954)

Red Skelton - "Freddie and the Yuletide Doll" (December 19, 1961)

The Ruggles - "Christmas Eve" (December 1949)

Date with the Angels - "Santa's Helper" (December 13, 1957)

"Scrooge" (1951)

The George Burns & Gracie Allen Show - "Christmas with Mamie Kelly" (1951)

Where's Raymond Christmas (1953)

Your Hit Parade Christmas Party (December 24, 1955)

The Adventures of Ozzie & Harriet - "The Busy Christmas" (December 19, 1956)

The Adventures of Ozzie & Harriet - "Day After Christmas" (December 26, 1956)

The Adventures of Ozzie & Harriet - "The Fruitcake" (January 7, 1955)

The Adventures of Ozzie & Harriet - "Girl in the Emporium" (December 14, 1960)

The Adventures of Ozzie & Harriet - "Late Christmas Gift" (December 26, 1952)

The Adventures of Ozzie & Harriet - "The Miracle" (December 25, 1953)

The Adventures of Ozzie & Harriet - "A Piano for the Fraternity" (December 21, 1960)

The Adventures of Ozzie & Harriet - "Boys' Christmas Money" (December 19, 1952)

The Adventures of Ozzie & Harriet - "Christmas Tree Lot" (December 18, 1957)

Meet Corliss Archer - "Christmas Gifts" (1954)

Colgate Comedy Hour with Bob Hope (December 24, 1950)

Jack Benny - "Christmas Shopping" (December 15, 1957)

The Steve Allen Show (December 1, 1957)

The George Burns Show - "La Vie En Rose" a.k.a. A Wife for Christmas (1958)

Window on Main Street - "Christmas Memory" (December 18, 1961)

The Dean Martin & Jerry Lewis Show (December 19, 1954)

Kids' Shows and Cartoons

"Santa Claus' Story" 9:26
"The Christmas Visit" (1959) 10:36

"Shanty Where Santy Claus Lives" (1933) 6:50

"Christmas Comes but Once a Year" (1936) 7:43

"Santa's Surprise" (1947) 8:09

"Snow Foolin'" (1949) 6:02

"Somewhere in Dreamland" (1936) 8:54

"Candlemaker" (1957) 13:06

"The Christmas Visitor" (1959) 10:36

"The Little King Christmas Night" (1933) 7:33

"The Star of Bethlehem" (1956) 11:20

"The Little Match Girl" (1928) 8:24

"Hector's Hectic Life" (1948) 7:17

"Jack Frost" (1934) 8:04

"Rudolph the Red Nosed Reindeer" (1948) 8:43

"Howdy Doody Christmas" (1957) 8:13

"The Night Before Christmas" (1946) 17:03

"Toys Will Be Toys" (1949) 6:49

"The Little Christmas Burro" (1978) 1/2

"Santa and the 3 Bears" (1970) 1

New Year's Shows

Jack Benny - "Remembering New Year's Eve" (1961)

Jack Benny - "New Year's Day" (1956)

Your Hit Parade New Year's Eve (1955)

And much, much, more!



DOING THE MOST GOOD



Volunteer Sign-Up Links:
[Virtual bellringing](#)
[In-person bellringing](#)

[Donations \(general\)](#)

The Salvation Army of Metro Detroit is launching its Red Kettle Campaign - the earliest the nonprofit has ever begun its annual Christmas fundraiser in its 133-year history of serving southeast Michigan.

The Salvation Army's ability to raise vital funds to serve those in need is at risk this year due to the impact and economic hardships caused by the ongoing COVID-19 pandemic. Supporters can Rescue Christmas throughout the 2020 Red Kettle Campaign by donating or volunteering their time this Christmas season to aid The Salvation Army reach its \$8 million fundraising goal. All funds raised will directly benefit communities throughout Macomb, Oakland and Wayne counties.

The Salvation Army Warren Corps Community Center
 24140 MOUND RD, WARREN, MI 48091
 PHONE: (586) 754-7400

Halmich Park in the Winter.



The City of Warren is gifted with twenty-seven (27) city parks. During the winter, families can take advantage of sledding, snow tubing, ice skating and many other winter sports.

For a complete list of Warren parks and amenities, go to cityofwarren.org.

A Beautiful Place to Live, Work and Play.



Holiday Celebrations and COVID-19.

Holiday gatherings will be different this year due to COVID-19. Below are some tips for staying healthy and reducing the spread during social gatherings.



Guidelines for Safe Holiday Gatherings
From the Michigan Department of Health and Human Services

FACTORS THAT AFFECT THE RISK OF YOUR HOLIDAY GATHERING

There are several factors that contribute to the risk of getting infected or infecting others with the virus that causes COVID-19 at a holiday celebration. In combination, these factors will create various amounts of risk, so it is important to consider them individually and together.

Community levels of COVID-19:

Review the [MI Safe Start](#) map before you have gatherings to know the level of viral spread in your community and the communities where your guests may be traveling from. If there is community spread, refrain from hosting or attending a holiday gathering.

The location of the gathering:

Indoor gatherings generally pose more risk than outdoor gatherings. Indoor gatherings with poor ventilation pose more risk than those with good ventilation, such as those with open windows or doors.

The duration of the gathering:

Gatherings that last longer pose more risk than shorter gatherings.

The number of people at the gathering:

Gatherings with more people pose more risk than gatherings with fewer people. An October 9, 2020 MDHHS Emergency Epidemic Order states that indoor gatherings should be 10 people or less to limit or reduce the number of contacts and risk for spreading the virus.

The behaviors of attendees prior to the gathering:

Gatherings with attendees who are not adhering to social distancing (staying at least 6 feet apart), mask wearing, hand washing, and other prevention behaviors pose more risk than gatherings with attendees who are engaging in these preventive behaviors.

CONSIDERATIONS FOR HOLIDAY GATHERINGS

If you will be hosting a celebration, follow these tips for hosting gatherings:

- Host outdoor activities rather than indoor activities as much as possible. If hosting an outdoor event is not possible, and you choose to host an indoor event, avoid crowded, poorly ventilated, or fully enclosed indoor spaces.
- Increase ventilation by opening windows and doors to the extent that is safe and feasible based on the weather.
- Host activities with only people from your local area as much as possible.
- Limit numbers of attendees.
- Provide updated information to your guests about any COVID-19 safety guidelines and steps in place to prevent the spread of the virus.
- Provide or encourage attendees to bring supplies to help you and others stay healthy. For example, extra masks (do not share or swap with others), hand sanitizer that contains at least 60% alcohol, and tissues.
- If you are planning in-person holiday gatherings with people outside of your

household, consider asking all guests to limit contact with others as much as possible 14 days before the gathering.

STAYING SAFE DURING THE CELEBRATION

Follow these tips to reduce your risk of being exposed to, getting, or spreading COVID-19 during the celebration:

Social distance and limit close contact

- Maintain a distance of at least 6 feet or more from people you don't live with.
- Avoid busy eating areas, such as restaurants during high volume mealtimes, if you plan to eat out at a restaurant.
- Minimize gestures that promote close contact. For example, do not shake hands, elbow bump, or give hugs.

Wear masks

- Wear a mask at all times when around people who don't live in your household.
- Avoid singing or shouting when not wearing a mask and within 6 feet of others.

Wash hands

- Wash your hands often with soap and water for at least 20 seconds, especially after you have been in a public place, or after blowing your nose, coughing, or sneezing. If soap and water are not readily available, use a hand sanitizer that contains at least 60% alcohol.

KEEP SAFE AROUND FOOD AND DRINKS

- Make sure everyone washes their hands with soap and water for 20 seconds before and after preparing, serving, and eating food.
- Instead of potluck-style gatherings, encourage guests to bring food and drinks for themselves and for members of their own household only.
- Limit people going in and out of the areas where food is being prepared or handled, such as in the kitchen or around the grill.
- Wear a mask while preparing or serving food to others who don't live in your household.
- If serving any food, consider having one person serve all the food so that multiple people are not handling the serving utensils.
- If you use any items that are reusable (e.g., seating covers, tablecloths, linen napkins), wash and disinfect them after the event.





Miranda and Jeff Lederhouse, and their son Spencer, visit The Papasian's Little Free Anti-Racist Library in Warren.



Warren resident spreads message of equality with Free Anti-Racist Library.

Warren resident Monica Papasian is fighting racism and hate - one book at a time. Papasian has erected The Papasian's Little Free Anti-Racist Library on her front lawn stocked with over 70 books celebrating Black history, Native American culture, the Women's Right Movement, diversity and activism.

"I heard about some recent hate crimes in the community and I wanted to do something," said Papasian. "I really believe reading is knowledge and knowledge is power. I want to empower my community with knowledge, so we can break these ways of racism and intolerance."

The library also includes 24 packs of multicultural skin tone crayons for children.

"Understanding where our community's struggles and challenges are, all of which are different in each household, only then can we move forward together," said Papasian.

Since its launch this past fall, community response to The Papasian's Little Free Anti-Racist Library has been positive. Residents are sharing books, donating to the collection, and kids are coloring with the crayons.

"Really, if nothing else, I hope that minority and under served, under recognized groups in my community know they have an ally, friend, and supporter," said Papasian.

The Papasian's Little Free Anti-Racist Library is located at 6106 Chicago Road east of Mound in Warren. For information online, go to [facebook.com/PapasianLibrary](https://www.facebook.com/PapasianLibrary).



Spencer, 8, checks out the Papasian's Little Free Anti-Racist Library with his sisters Ellie and Penny, both 4.



Brazil Hodgson, 5, colored a picture of her family (herself, her brother, and mom) with multicultural skin tone crayons from The Papasian's Little Free Anti-Racist Library.

Warren Communications Department
 5460 Arden
 Warren, Michigan 48092



James R. Fouts
 Mayor
 (586) 574-4520



Sonja Buffa
 City Clerk
 (586) 574-4557



Lorie Barnwell
 City Treasurer
 (586) 574-4542



Ronald Papandrea
 Councilman
 District 1
 (586) 925-2580



Jonathan Lafferty
 Councilman
 District 2
 (586) 804-9156



Mindy Moore
 Councilwoman
 District 3
 (586) 703-5177




Garry Watts
 Councilman
 District 4
 (586) 215-2222



Eddie Kabacinski
 Councilman
 District 5
 (586) 339-4772



Patrick Green
 Councilman
 At-Large
 (586) 524-1315



Angela Rogensues
 Councilwoman
 At-Large
 (586) 209-4964

37th District Court Judges: John M. Chmura, Suzanne Faunce, Michael C. Chupa and Matthew P. Sabaugh
 Police/Fire/Medical Emergency Call 9-1-1
 24- Hour, 7-day Crime Hotline (586) 574-4887 - 24-hour, 7-day Blight Hotline (586) 574-4662
 National Suicide Prevention Hotline 1-800-273-8255

Ambulance Service	9-1-1	Library:	
Animal Control	(586) 574-4806	Civic Center Library	(586) 751-0770
Assessing	(586) 574-4532	Burnette Branch	(586) 353-0579
Attorneys	(586) 574-4671	Busch Branch	(586) 353-0580
Building Inspections <i>(permits, inspectors)</i>	(586) 574-4504	Miller Branch	(586) 751-5377
City Clerk <i>(Voter registration, birth certificates, dog licenses, garage sale licenses)</i>	(586) 574-4557	Mayor's Office	(586) 574-4520
Communications Department	(586) 258-2000	Parks and Recreation:	
Controller	(586) 574-4600	Community Center	(586) 268-8400
City Council Office	(586) 258-2060	Owen Jax	(586) 757-7480
Community Center	(586) 268-8400	Fitzgerald Recreation Center	(586) 759-0920
Court <i>(traffic fines)</i>	(586) 574-4900	Planning	(586) 574-4687
DPW <i>(road repair, snow removal)</i>	(586) 759-9270	Poison Control	1-800-222-1222
Economic Development	(586) 574-4519	Police <i>(administration)</i>	(586) 574-4700
Engineering <i>(permits for sidewalks)</i>	(586) 759-9300	Property Maintenance <i>(complaints)</i>	(586) 574-4662
Fire <i>(administration)</i>	(586) 756-2800	Recycling Information	(586) 775-1400
Forestry	(586) 759-9270	Sanitation <i>(trash pickup)</i>	(586) 775-1400
Gas Leaks	1-800-477-5050	Streetlights Out	(586) 574-4662
Human Resources	(586) 574-4670	Traffic Signals	(586) 574-4700
Insurance Division <i>(damage to personal property)</i>	(586) 574-4653	Treasurer <i>(tax information)</i>	(586) 574-4542
Labor Relations	(586) 574-4696	TTY <i>(telecommunications for the deaf)</i>	(586) 574-0412
		Waste Water Treatment Plant	(586) 264-2530
		Water Department <i>(water bills, sewage and flooding)</i>	(586) 759-9200
		Water Main Leaks	(586) 759-9200
		Wires Down/Power Outage	1-800-477-4747